

**NRF PROTECT**

PEOPLE. ASSETS. BRANDS.

**Thank you to our sponsor:**



NRFProtect.com

#NRFPROTECT

**NRF PROTECT**

PEOPLE. ASSETS. BRANDS.

**2016 National Retail Security Survey**

**Please Silence Your Devices.**

**Audio/Video Recording Is Prohibited.**

**What Do You Think?**

**Rate this Session in the NRF App!**

**Session Recap: [nrfprotect16.nrf.com/recap](http://nrfprotect16.nrf.com/recap)**

NRFProtect.com

#NRFPROTECT

# NRF PROTECT

PEOPLE. ASSETS. BRANDS.

## 2016 National Retail Security Survey

Dr. Richard Hollinger, University of Florida



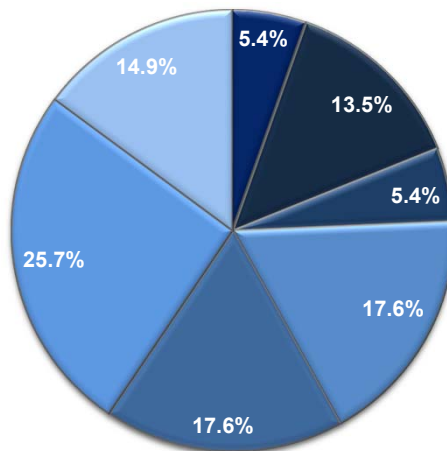
#NRFPROTECT

# NRF PROTECT

PEOPLE. ASSETS. BRANDS.

## Overall Inventory Shrink as a Percentage of Sales

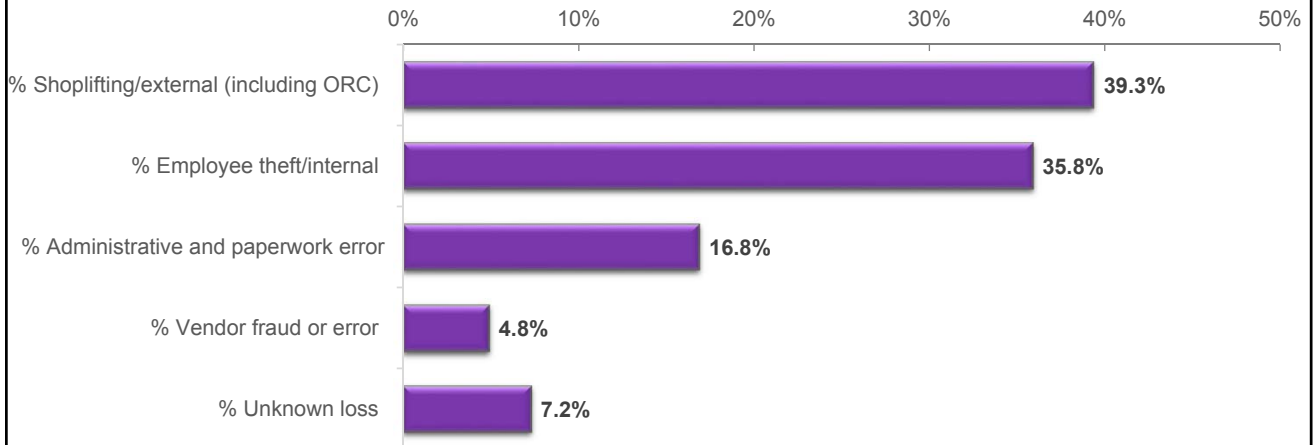
2014 Shrink	
.49% and below	15.8%
Between .50% and .99%	18.4%
Between 1 and 1.24%	19.7%
Between 1.25% and 1.49%	15.8%
Between 1.5% and 1.99%	13.2%
Between 2% and 2.99%	10.5%
3% and higher	6.6%



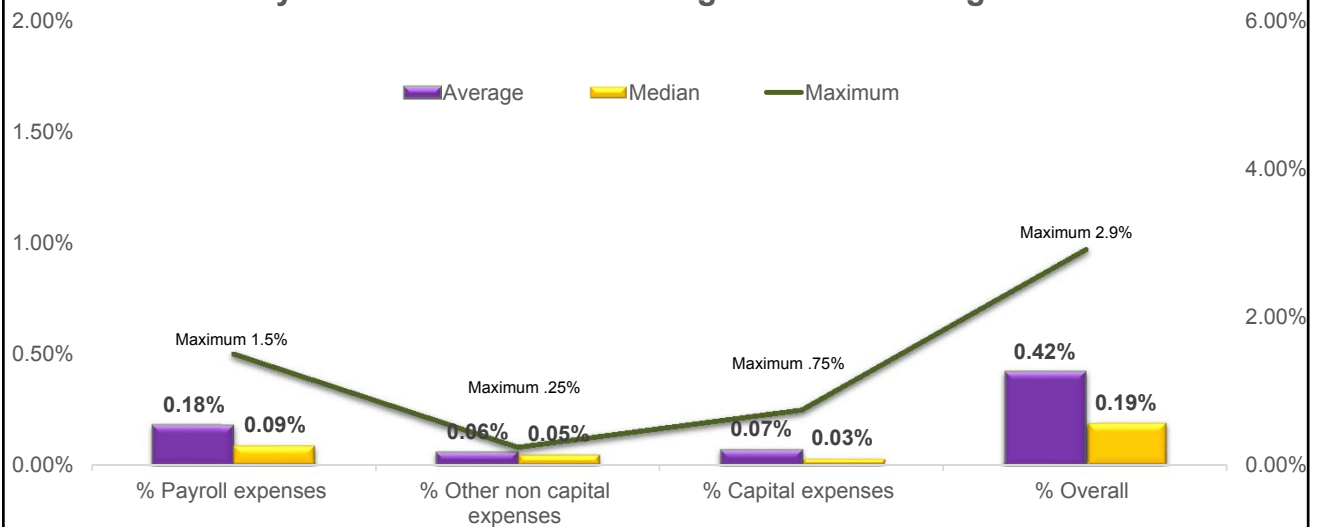
- 3% and higher
- Between 2% and 2.99%
- Between 1.5% and 1.99%
- Between 1.25% and 1.49%
- Between 1 and 1.24%
- Between .50% and .99%
- .49% and below

Average=1.38%  
Median=1.21%

### Source of Inventory Shrinkage (Average)



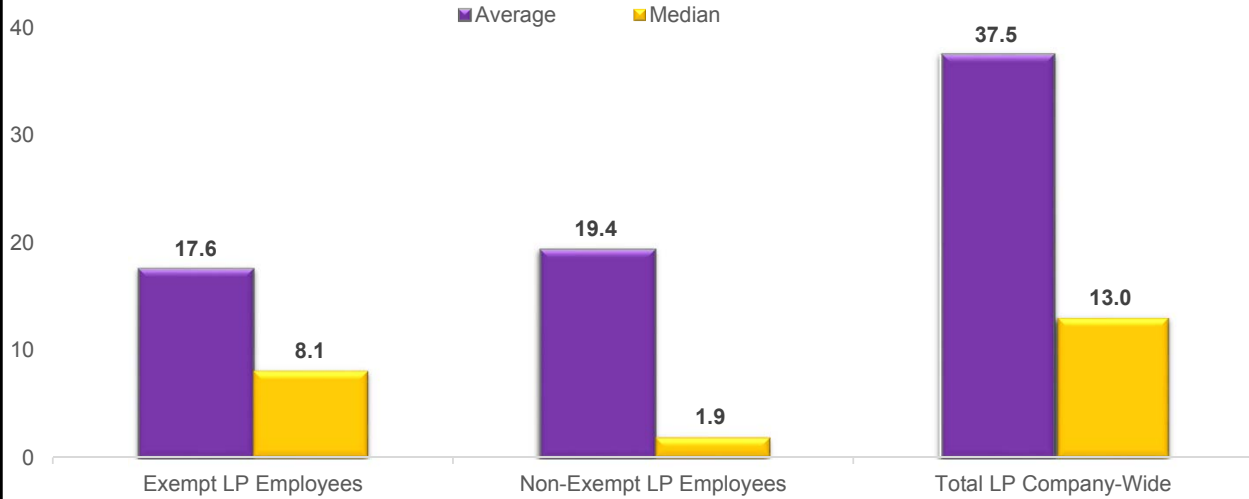
### Security and Loss Prevention Budget as a Percentage of Sales



# NRF PROTECT

PEOPLE. ASSETS. BRANDS.

## Retail Loss Prevention Employees Company Wide-per \$1 Billion in Annual Sales



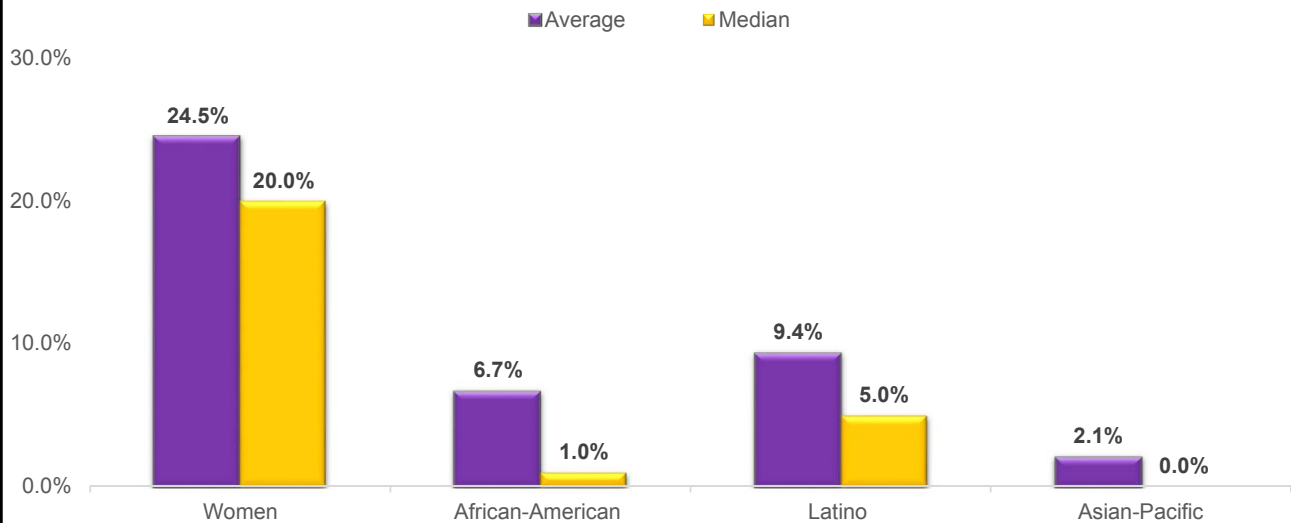
NRFProtect.com

#NRFPROTECT

# NRF PROTECT

PEOPLE. ASSETS. BRANDS.

## LP Management – Representation by Demographic Groups



NRFProtect.com

#NRFPROTECT

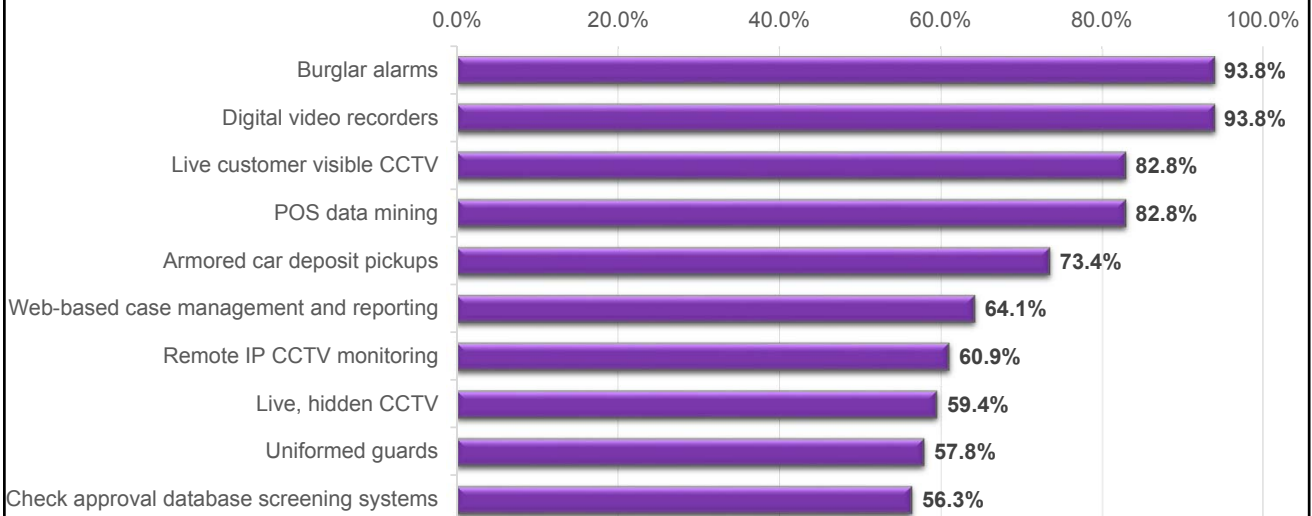
### Employee Integrity Screening Options Used by Retailers

Response	2015	% Point Difference
Criminal conviction checks	89.2%	+0.2 ↑
Multiple interviews	81.5%	-4.8 ↓
Verify past employment history	61.5%	-11.1 ↓
Personal reference checks	58.5%	-3.1 ↓
Drug screening (laboratory)	55.4%	-4.9 ↓
Driving history	41.5%	-7.8 ↓
Education verification	35.4%	-8.4 ↓
Credit checks	33.8%	+5.0 ↑
Computer assisted interview	16.9%	-11.9 ↓
Pre-employment honesty testing	15.4%	-1.0 ↓
Mutual protection association	12.3%	0.0
Worker's compensation claims	4.6%	+3.2 ↑
Handwriting analysis	0.0%	0.0

### Loss Prevention Awareness Programs Used by Retailers

Response	2015	% Point Difference
Anonymous telephone "hotline"	93.8%	-0.8 ↓
Bulletin board notices and posters	92.3%	+4.5 ↑
Code of conduct	90.8%	0.3
Discussion during new hire orientation	83.1%	-7.4 ↓
Newsletters	72.3%	+18.2 ↑
Training videos	66.2%	-5.4 ↓
Active Shooter training program	61.5%	-4.7 ↓
Anonymous online / email notification system	60.0%	+4.6 ↑
Periodic programs and lectures	58.5%	+7.1 ↑
Honesty incentives (e.g. cash & gifts)	56.9%	+2.8 ↑
Internet, webbased communications	55.4%	0.0
Internet interactive or CDROM training	44.6%	0.0
In-store, employee LP committees	41.5%	+3.7 ↑
Training audio/announcements	27.7%	+0.7 ↑
Employee surveys about LP issues	26.2%	-2.2 ↓
Paycheck stuffers	6.2%	-1.9 ↓

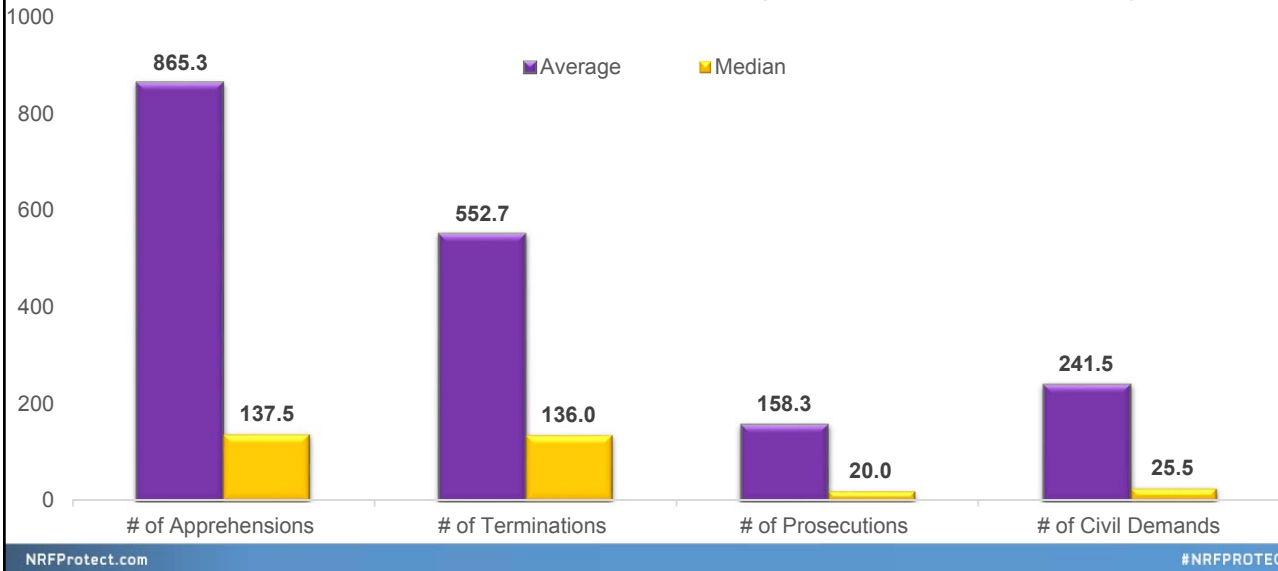
**Top Loss Prevention Systems in Use**



**Retail Loss Prevention Systems with The Greatest Change in Use Compared to 2014**

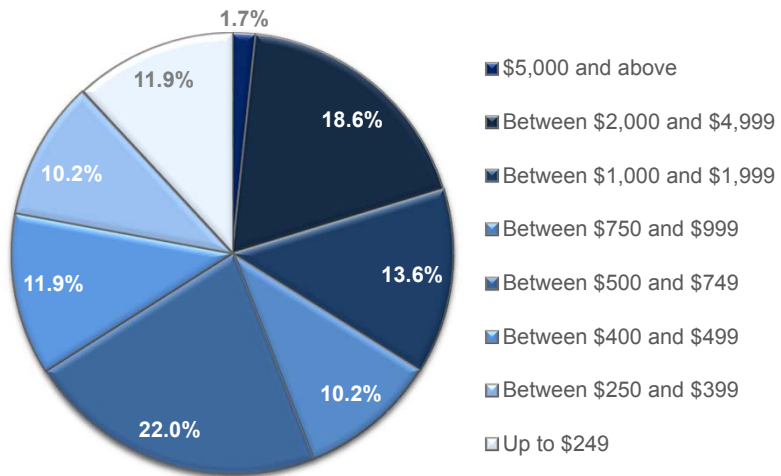
Response	2015	% Point Difference
POS data mining	82.8%	+12.9 ↑
Live customer visible CCTV	82.8%	+7.5 ↑
Armored car deposit pickups	73.4%	-17.0 ↓
Live, hidden CCTV	59.4%	-6.4 ↓
Uniformed guards	57.8%	+7.1 ↑
Check approval database screening systems	56.3%	-10.8 ↓
Cables, locks and chains	54.7%	-9.7 ↓
Merchandise alarms	42.2%	-8.5 ↓
IP analytics	39.1%	+9.0 ↑
Silent alarms	34.4%	+7.0 ↑
Plain clothes store detectives	26.6%	-14.5 ↓
RFID merchandise tags for inventory control	7.8%	-8.6 ↓

### Apprehensions and Actions Taken Against Dishonest Employees

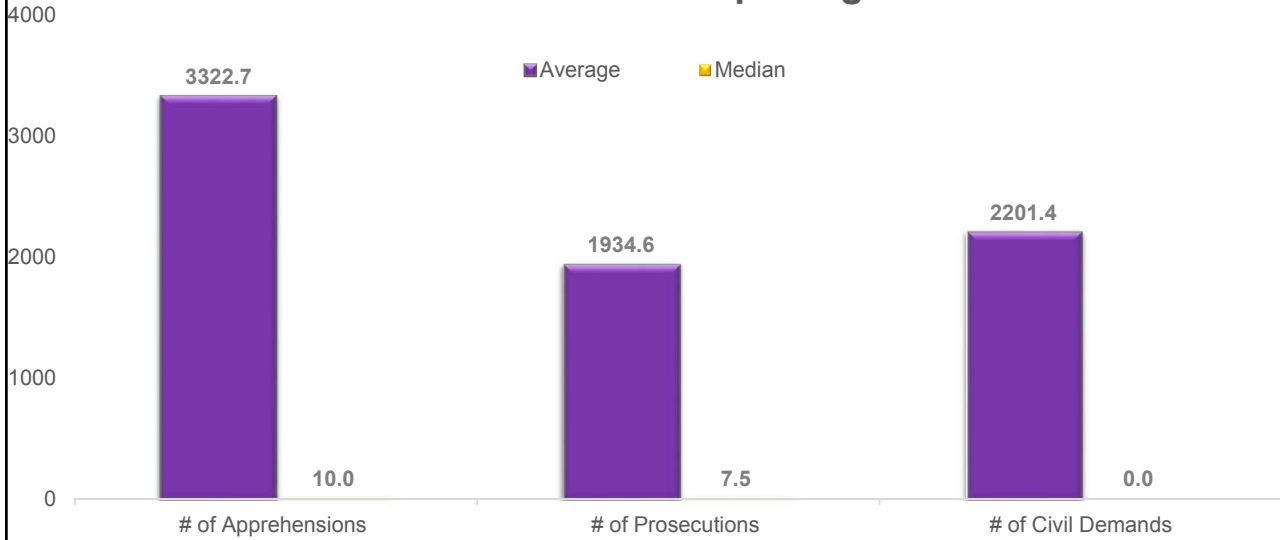


### Average Dollar Loss per Dishonest Employee Case

Average=\$1233.77  
Median=\$622

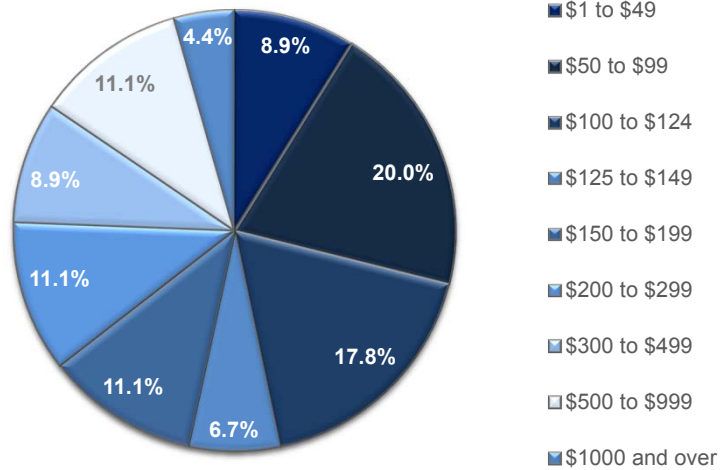


### Actions Taken in Shoplifting Incidents



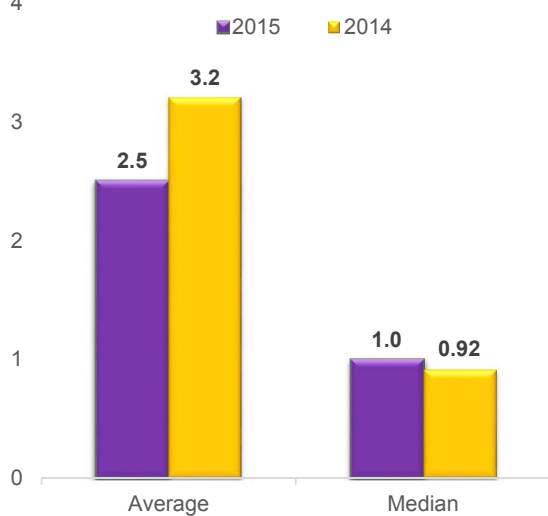
### Average Dollar Loss per Shoplifting Incident

Average=\$377  
Median=\$138



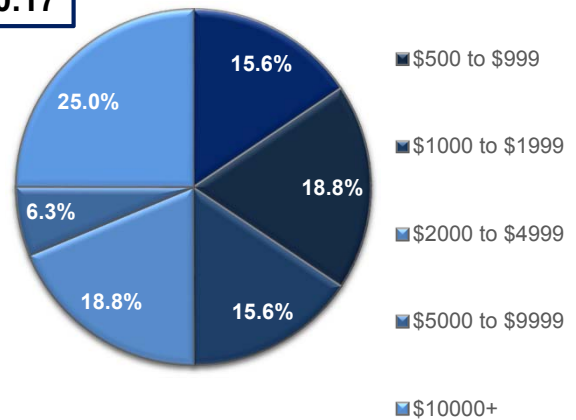


### Number of Robberies per \$1 Billion in Sales in FY 2015



### Average Dollar Loss per Shoplifting Incident

Average:  
**\$8,170.17**



## Rate This Session

**For each unique session evaluation, NRF will donate \$1 to LP Foundation!**

### 1. Log into Mobile App

Username = Last Name

Password = Registration ID on badge

### 2. Find session in schedule

Feedback form is on session details screen

**NRF PROTECT**

PEOPLE. ASSETS. BRANDS.

**Thank you to our sponsor:**

